




Design Code: Section 2
Fallbrook Exterior Color Palettes



Revised January 2018



Style Suitability:
 ✖ Tudor
 ✓ Prairie
 ✖ Colonial
 ✓ Arts & Crafts

Color Palette 1


A. Primary Field	Roycroft Suede	SW 2842
B. Secondary Field	Ecru	SW 6135
C. Accent #1	Polished Mahogany	SW 2838
D. Accent #2	Roycroft Brass	SW 2843



Style Suitability:
 ✓ Tudor
 ✓ Prairie
 ✓ Colonial
 ✖ Arts & Crafts

Color Palette 2


A. Primary Field	Bunglehouse Gray	SW 2845
B. Secondary Field	Roycroft Mist Gray	SW 2844
C. Accent #1	Aurora Brown	SW 2837
D. Accent #2	Roycroft Bronze Green	SW 2846



Style Suitability:
 ✓ Tudor
 ✓ Prairie
 ✖ Colonial
 ✓ Arts & Crafts

Color Palette 3


A. Primary Field	Weathered Shingle	SW 2841
B. Secondary Field	Downing Sand	SW 2822
C. Accent #1	Rookwood Terra Cotta	SW 2803
D. Accent #2	Quartersawn Oak	SW 2836



Style Suitability:
 ✖ Tudor
 ✓ Prairie
 ✖ Colonial
 ✓ Arts & Crafts

Color Palette 4


A. Primary Field	Quartersawn Oak	SW 2836
B. Secondary Field	Downing Sand	SW 2822
C. Accent #1	Urbane Bronze	SW 7048
D. Accent #2	Roycroft Bronze Green	SW 2846



Style Suitability:
 ✓ Tudor
 ✖ Prairie
 ✓ Colonial
 ✖ Arts & Crafts

Color Palette 5


A. Primary Field	Downing Sand	SW 2822
B. Secondary Field	Antique White	SW 6119
C. Accent #1	Roycroft Copper Red	SW 2839
D. Accent #2	Roycroft Pewter	SW 2848



Style Suitability:
 ✖ Tudor
 ✖ Prairie
 ✖ Colonial
 ✓ Arts & Crafts

Color Palette 6

A. Primary Field	Craftsman Brown	SW 2835
B. Secondary Field	Quartersawn Oak	SW 2836
C. Accent #1	Rookwood Dark Red	SW 2801
D. Accent #2	Iron Ore	SW 7069



Style Suitability:
 ✓ Tudor
 ✓ Prairie
 ✓ Colonial
 ✓ Arts & Crafts

Color Palette 7

A. Primary Field	Connected Gray	SW 6165
B. Secondary Field	Svelte Sage	SW 6164
C. Accent #1	Bitter Chocolate	SW 6013
D. Accent #2	Roycroft Bronze Green	SW 2846



Style Suitability:
 ✓ Tudor
 ✖ Prairie
 ✓ Colonial
 ✖ Arts & Crafts

Color Palette 8

A. Primary Field	Harmonic Tan	SW 6136
B. Secondary Field	Netsuke	SW 6134
C. Accent #1	Rookwood Dark Red	SW 2801
D. Accent #2	Web Gray	SW 7075




Style Suitability:
 ✖ Tudor
 ✖ Prairie
 ✓ Colonial
 ✖ Arts & Crafts

Color Palette 9

A. Primary Field	Eider White	SW 7014
B. Secondary Field	Eider White	SW 7014
C. Accent #1	Roycroft Copper Red	SW 2839
D. Accent #2	Iron Ore	SW 7069

All color numbers reference Sherwin Williams exterior coatings. Color swatches approximate actual paint color. Numerical reference numbers do change; please ask the Sherwin Williams staff for archived numbers.



Style Suitability:
 ✓ Tudor
 ✗ Prairie
 ✓ Colonial
 ✗ Arts & Crafts

Color Palette 10

A. Primary Field	Cityscape	SW 7067
B. Secondary Field	Gray Matters	SW 7066
C. Accent #1	Polished Mahogany	SW 2838
D. Accent #2	Iron Ore	SW 7069



Style Suitability:
 ✓ Tudor
 ✓ Prairie
 ✗ Colonial
 ✓ Arts & Crafts

Color Palette 11


A. Primary Field	Renwick Olive	SW 2815
B. Secondary Field	Roycroft Suede	SW 2842
C. Accent #1	Aurora Brown	SW 2837
D. Accent #2	Roycroft Bronze Green	SW 2846



Style Suitability:
 ✗ Tudor
 ✗ Prairie
 ✓ Colonial
 ✗ Arts & Crafts

Color Palette 12


A. Primary Field	Downing Slate	SW 2819
B. Secondary Field	Jubilee	SW 6248
C. Accent #1	Rookwood Dark Red	SW 2801
D. Accent #2	Iron Ore	SW 7069



Style Suitability:
 ✓ Tudor
 ✓ Prairie
 ✓ Colonial
 ✓ Arts & Crafts

Color Palette 13


A. Primary Field	Colonial Revival Green	SW 2826
B. Secondary Field	Grassland	SW 6163
C. Accent #1	Spicy Hue	SW 6342
D. Accent #2	Iron Ore	SW 7069



Style Suitability:
 ✗ Tudor
 ✓ Prairie
 ✓ Colonial
 ✗ Arts & Crafts

Color Palette 14

A. Primary Field	Dovetail	SW 7018
B. Secondary Field	Dorian Grey	SW 7017
C. Accent #1	Flower Pot	SW 6334
D. Accent #2	Black Fox	SW 7020



Style Suitability:
 ✗ Tudor
 ✓ Prairie
 ✗ Colonial
 ✓ Arts & Crafts

Color Palette 15


A. Primary Field	Butternut	SW 6389
B. Secondary Field	Downing Sand	SW 2822
C. Accent #1	Rookwood Dark Brown	SW 2808
D. Accent #2	Renwick Golden Oak	SW 2824



Style Suitability:
 ✗ Tudor
 ✓ Prairie
 ✗ Colonial
 ✓ Arts & Crafts

Color Palette 16


A. Primary Field	Roycroft Brass	SW 2843
B. Secondary Field	Rookwood Antique Gold	SW 2814
C. Accent #1	Rookwood Terra Cotta	SW 2803
D. Accent #2	Fairfax Brown	SW 2856



Style Suitability:
 ✓ Tudor
 ✗ Prairie
 ✗ Colonial
 ✗ Arts & Crafts

Color Palette 17

A. Primary Field	Hammered Silver	SW 2840
B. Secondary Field	Believable Buff	SW 6120
C. Accent #1	Rookwood Jade	SW 2812
D. Accent #2	Roycroft Bronze Green	SW 2846



Style Suitability:
 ✗ Tudor
 ✗ Prairie
 ✓ Colonial
 ✗ Arts & Crafts

Color Palette 18

A. Primary Field	Colonial Revival Tan	SW 2828
B. Secondary Field	Kilim Beige	SW 6106
C. Accent #1	Rookwood Medium Brown	SW 2807
D. Accent #2	Grizzle Gray	SW 7068


All color numbers reference Sherwin Williams exterior coatings. Color swatches approximate actual paint color. Numerical reference numbers do change; please ask the Sherwin Williams staff for archived numbers.



Style Suitability:
 ✓ Tudor
 ✓ Prairie
 ✗ Colonial
 ✓ Arts & Crafts

Color Palette 19

A. Primary Field	Roycroft Brass	SW 2843
B. Secondary Field	Bunglehouse Gray	SW 2845
C. Accent #1	Rookwood Medium Brown	SW 2807
D. Accent #2	Downing Sand	SW 2822



Style Suitability:
 ✗ Tudor
 ✓ Prairie
 ✗ Colonial
 ✓ Arts & Crafts

Color Palette 20


A. Primary Field	Weathered Shingle	SW 2841
B. Secondary Field	Softer Tan	SW 6141
C. Accent #1	Status Bronze	SW 7034
D. Accent #2	Rookwood Terra Cotta	SW 2803



Style Suitability:
 ✓ Tudor
 ✓ Prairie
 ✗ Colonial
 ✓ Arts & Crafts

Color Palette 21


A. Primary Field	Weathered Shingle	SW 2841
B. Secondary Field	Softer Tan	SW 6141
C. Accent #1	Aurora Brown	SW 2837
D. Accent #2	Roycroft Bronze Green	SW 2846



Style Suitability:
 ✗ Tudor
 ✓ Prairie
 ✗ Colonial
 ✓ Arts & Crafts

Color Palette 22


A. Primary Field	Bunglehouse Gray	SW 2845
B. Secondary Field	Enduring Bronze	SW 7055
C. Accent #1	Rookwood Jade	SW 2812
D. Accent #2	Roycroft Bronze Green	SW 2846



Style Suitability:
 ✗ Tudor
 ✓ Prairie
 ✗ Colonial
 ✓ Arts & Crafts

Color Palette 23

A. Primary Field	Downing Straw	SW 2813
B. Secondary Field	Downing Sand	SW 2822
C. Accent #1	Rookwood Terra Cotta	SW 2803
D. Accent #2	Downing Earth	SW 2820



Style Suitability:
 ✗ Tudor
 ✗ Prairie
 ✗ Colonial
 ✓ Arts & Crafts

Color Palette 24

A. Primary Field	Canyon Clay	SW 6054
B. Secondary Field	Weathered Shingle	SW 2841
C. Accent #1	Rookwood Jade	SW 2812
D. Accent #1	Polished Mahogany	SW 2838

All color numbers reference Sherwin Williams exterior coatings. Color swatches approximate actual paint color. Numerical reference numbers do change; please ask the Sherwin Williams staff for archived numbers.

Fallbrook Exterior Finishes



DEVELOPMENT OFFICE

570 Fallbrook Boulevard, Suite 110
 Lincoln, NE 68521
 402.434.7444 • fallbrookusa.com



Jayne V. Debus: 402.432.9555
 jayne.debus@woodsbro.com