




Design Code: Section 2  
*Fallbrook Exterior Color Palettes*




Revised September 2010






### Color Palette 1

A. Primary Field	Roycroft Suede	SW 2842
B. Secondary Field	Ecru	SW 6135
C. Accent #1	Polished Mahogany	SW 2838
D. Accent #2	Roycroft Brass	SW 2843




### Color Palette 2

A. Primary Field	Bunglehouse Gray	SW 2845
B. Secondary Field	Roycroft Mist Gray	SW 2844
C. Accent #1	Aurora Brown	SW 2837
D. Accent #2	Roycroft Bronze Green	SW 2846




### Color Palette 3

A. Primary Field	Weathered Shingle	SW 2841
B. Secondary Field	Downing Sand	SW 2822
C. Accent #1	Quartersawn Oak	SW 2836
D. Accent #2	Quartersawn Oak	SW 2836




### Color Palette 4

A. Primary Field	Quartersawn Oak	SW 2836
B. Secondary Field	Downing Sand	SW 2822
C. Accent #1	Urbane Bronze	SW 7048
D. Accent #2	Roycroft Bronze Green	SW 2846




### Color Palette 5

A. Primary Field	Downing Sand	SW 2822
B. Secondary Field	Classical White	SW 2829
C. Accent #1	Roycroft Pewter	SW 2848
D. Accent #2	Roycroft Pewter	SW 2848




### Color Palette 6

A. Primary Field	Craftsman Brown	SW 2835
B. Secondary Field	Quartersawn Oak	SW 2836
C. Accent #1	Iron Ore	SW 7069
D. Accent #2	Iron Ore	SW 7069




### Color Palette 7

A. Primary Field	Connected Gray	SW 6165
B. Secondary Field	Svelte Sage	SW 6164
C. Accent #1	Bitter Chocolate	SW 6013
D. Accent #2	Roycroft Bronze Green	SW 2846



### Color Palette 8


A. Primary Field	Harmonic Tan	SW 6136
B. Secondary Field	Netsuke	SW 6134
C. Accent #1	Rockwood Dark Red	SW 2801
D. Accent #2	Web Gray	SW 7075



### Color Palette 9


A. Primary Field	Natural Choice	SW 2427
B. Secondary Field	Natural Choice	SW 2427
C. Accent #1	Rockwood Red	SW 2802
D. Accent #2	Iron Ore	SW 7069

All color numbers reference Sherwin Williams exterior coatings. Color swatches approximate actual paint color.




**Color Palette 10**

A. Primary Field	Cityscape	SW 7067
B. Secondary Field	Gray Matters	SW 7066
C. Accent #1	Polished Mahogany	SW 2838
D. Accent #2	Iron Ore	SW 7069




**Color Palette 11**

A. Primary Field	Renwick Olive	SW 2815
B. Secondary Field	Roycroft Suede	SW 2842
C. Accent #1	Aurora Brown	SW 2837
D. Accent #2	Roycroft Bronze Green	SW 2846




**Color Palette 12**

A. Primary Field	Downing Slate	SW 2819
B. Secondary Field	Jubilee	SW 6248
C. Accent #1	Rockwood Dark Red	SW 2801
D. Accent #2	Iron Ore	SW 7069




**Color Palette 13**

A. Primary Field	Colonial Revival Green	SW 2826
B. Secondary Field	Grassland	SW 6163
C. Accent #1	Spicy Hue	SW 6342
D. Accent #2	Iron Ore	SW 7069




**Color Palette 14**

A. Primary Field	Dovetail	SW 7018
B. Secondary Field	Dorian Grey	SW 7017
C. Accent #1	Flower Pot	SW 6334
D. Accent #2	Black Fox	SW 7020




**Color Palette 15**

A. Primary Field	Butternut	SW 6389
B. Secondary Field	Downing Sand	SW 2822
C. Accent #1	Rockwood Dark Brown	SW 2802
D. Accent #2	Renwick Golden Oak	SW 2824




**Color Palette 16**

A. Primary Field	Roycroft Brass	SW 2843
B. Secondary Field	Rockwood Antique Gold	SW 2814
C. Accent #1	Fairfax Brown	SW 2856
D. Accent #2	Fairfax Brown	SW 2856



**Color Palette 17**


A. Primary Field	Hammered Silver	SW 2840
B. Secondary Field	Believable Buff	SW 6120
C. Accent #1	Roycroft Bronze Green	SW 2846
D. Accent #2	Roycroft Bronze Green	SW 2846



**Color Palette 18**


A. Primary Field	Colonial Revival Tan	SW 2828
B. Secondary Field	Kilim Beige	SW 6106
C. Accent #1	Grizzle Gray	SW 7068
D. Accent #2	Grizzle Gray	SW 7068

*All color numbers reference Sherwin Williams exterior coatings. Color swatches approximate actual paint color.*




**Color Palette 19**

- A. Primary Field                      Roycroft Brass    SW 2843
- B. Secondary Field                  Bunglehouse Gray    SW 2845
- C. Accent #1                          Rockwood Medium Brown    SW 2807
- D. Accent #2                          Downing Sand    SW 2822




**Color Palette 20**

- A. Primary Field                      Weathered Shingle    SW 2841
- B. Secondary Field                  Softer Tan    SW 6141
- C. Accent #1                          Status Bronze    SW 7034
- D. Accent #2                          Rockwood Terra Cotta    SW 2803



**Color Palette 21**

- A. Primary Field                      Weathered Shingle    SW 2841
- B. Secondary Field                  Softer Tan    SW 6141
- C. Accent #1                          Status Bronze    SW 7034
- D. Accent #2                          Rockwood Dark Green    SW 2816



**Color Palette 21**

- A. Primary Field                      Bunglehouse Gray    SW 2845
- B. Secondary Field                  Enduring Bronze    SW 7055
- C. Accent #1                          Roycroft Bronze Green    SW 2846



**SALES & DEVELOPMENT OFFICE**

570 Fallbrook Boulevard, Suite 110  
 Lincoln, NE 68521  
 402.434.7444 • fallbrookusa.com



**Jayne V. Debus, GRI, CRS**

jayned@nebcorealtygroup.com  
 O: 402.434.7443 • C: 402.432.9555  
 nebcorealtygroup.com